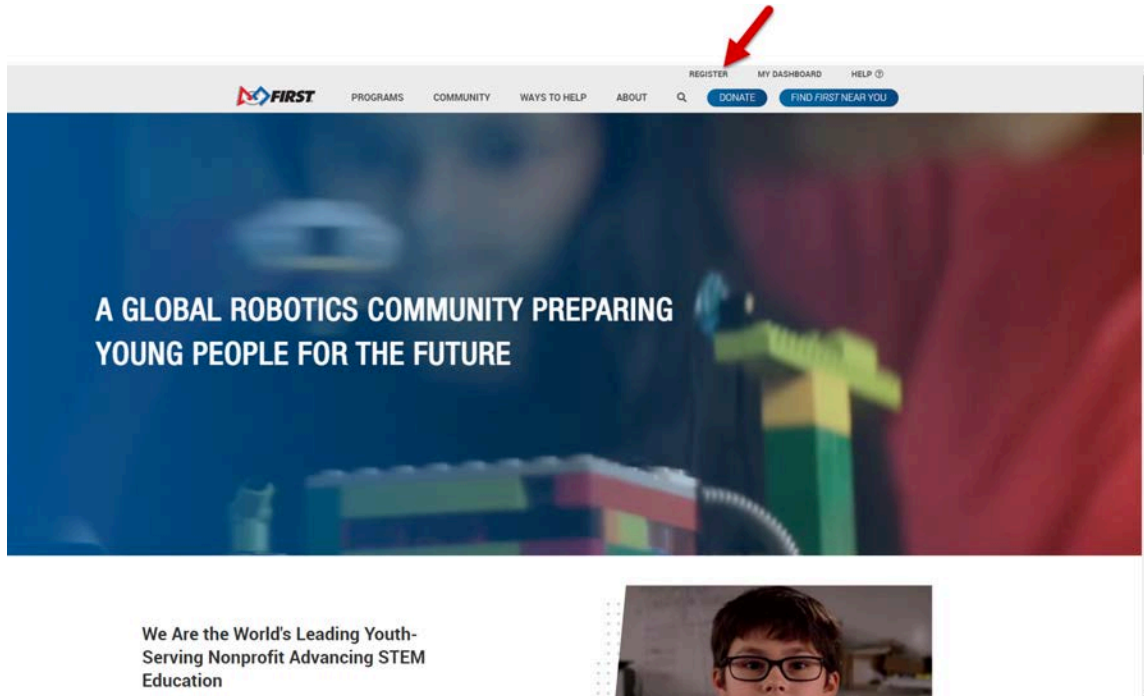


1. Navigate to FIRSTInspires.org.
2. Select 'Register' along the top of the page.



3. Fill out the required fields*, check off "I'm not a robot" and select 'Register'.

Register

Register your new **FIRST** account

Please enter the information below to register a new account!

Creating an account gives you access to the **FIRST** Dashboard, where you can create a new team, accept an invitation to join a team as an administrator or mentor/coach, purchase a Class or School Pack, create an alumni profile, join the **FIRST** Mentor Network, and browse available event volunteer opportunities and roles. If you've already registered your email with **FIRST**, click "**Log In**" on the upper right of your screen.

Your Email*

Your First Name*

Your Last Name*

Your Date of Birth*

Country*

Password*

Confirm Password*

Attention Parents

Register **yourself** on this page for a new **FIRST** account, **not your child**. Enter your name, email address, and birthdate, **not your child's**.

You will be able to add your child and apply to a team under the **Parent/Guardian - Youth** tab on your Dashboard after your account has been created.

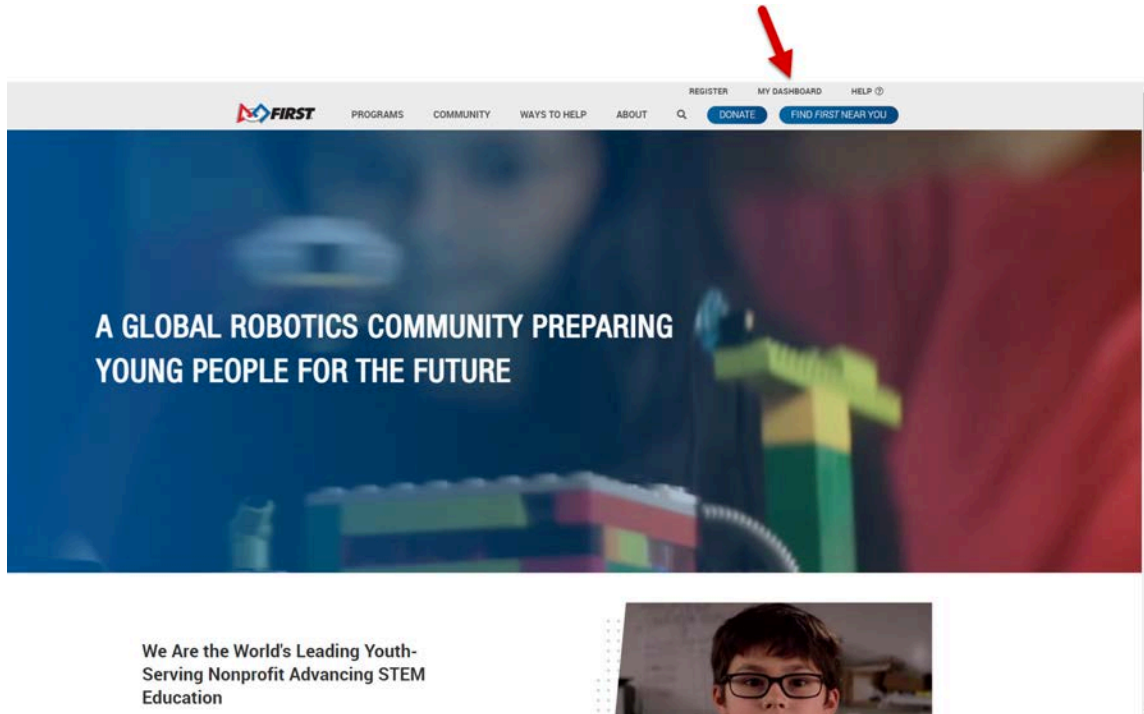
Need Help?

Call: 800-871-8326 or 603-666-3906
Email: customerservice@firstinspires.org
Hours: Monday - Friday, 8:30 - 5:00 EST/EDT
[View Frequently Asked Questions](#)

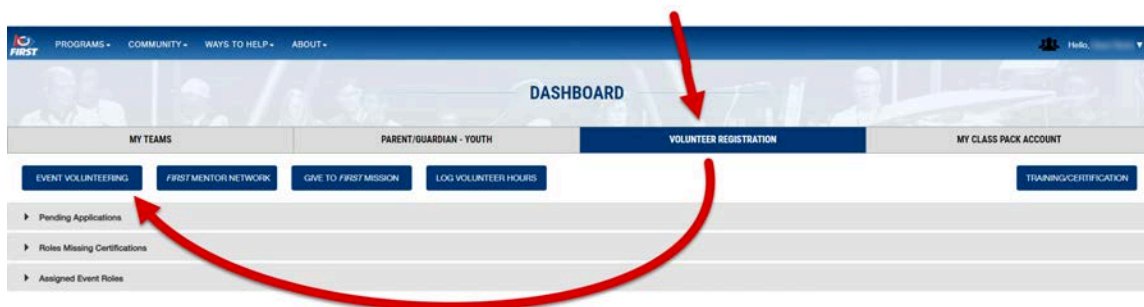
Agreements* I have read and agree to the **FIRST** Privacy Policy

I'm not a robot

4. You will be asked to confirm your registration in an email from FIRST.
5. After confirming your registration, navigate back to the FirstInspires.org home screen and select 'My Dashboard'.



6. Login and on the Dashboard, choose 'Volunteer Registration' and then 'Event Volunteering'.



7. Search for 'Northern Pike' events by
 1. Selecting the FIRST Tech Challenge option
 2. Country = Canada
 3. State = Alberta

Note: the Edmonton area league is known as the Northern Pike league for the 2024 - 2025 season.

8. Select all Northern Pick league event you would like to volunteer for.

The screenshot shows the 'SEARCH FOR AN EVENT' interface. On the left, there are filter sections: 'Program(s)' with buttons for 'FIRST® LEGO® League - Explore', 'FIRST® LEGO® League - Challenge', 'FIRST® Tech Challenge' (highlighted with a red circle '1'), and 'FIRST® Robotics Competition'; 'Location' with dropdowns for 'Country' (Canada, highlighted with a red circle '2') and 'State' (Alberta, highlighted with a red circle '3'); 'Date' with 'From' and 'To' date pickers; and 'Name' with a search box. The main area displays 20 event cards. The top row includes 'FIRST Tech Challenge Trout Meet 1', 'FIRST Tech Challenge Greyling Meet 1', and 'FIRST Tech Challenge Northern Pike Meet 1' (highlighted with a green diagonal line and a red arrow). The bottom row includes 'FIRST Tech Challenge Trout Meet 2', 'FIRST Tech Challenge Greyling Meet 2', and 'FIRST Tech Challenge Northern Pike Meet 2' (highlighted with a green diagonal line). Each card shows event location, dates, and a 'VOLUNTEER' button.

9. On the Volunteer application page:
- specify the dates
 - then 'Assign Me As Needed' and up to 4 more roles
 - and then 'Next'.

VOLUNTEER APPLICATION

STEP 1 OF 3

[< Back to Event Search Results](#)

Northern Pike Meet 1

EVENT DETAILS:

Program: FIRST Tech Challenge
Type: League Meet

Set Up Date:
Event Dates: 11/23/2024 - 11/23/2024
Tear Down Date:



Ecole Alexandre-Taché
30 Erin Ridge Dr
St. Albert, AB

[Directions to the venue](#)

Dates Available

What days are you available?

ALL DATES

OR Choose specific:

EVENT DAY 11/23/2024

Specific Availability Times / Details

Enter any time availability or notes to volunteer coordinator (optional).

Employer

Your employer is listed as: [Not in List Edit](#)

I'm volunteering with my employer.

Select Roles

Select up to 5 roles from the list below.

- Accommodation Coordinator
- Assign Me As Needed
- Control System Advisor
- Emcee
- Event Director
- Field Inspector
- Field Resetter
- FIRST Technical Advisor
- FTC Scoring Event Admin
- Head Referee
- Lead Queuer
- Lead Robot Inspector
- Lead Scorekeeper
- Pit Administrator
- Queuer
- Referee
- Robot Inspector
- Scorekeeper
- Scoretracker
- Team Registration
- Volunteer Check-In
- Volunteer Coordinator

Role Preferences

Drag and drop to rearrange.

Next

10. On Step 2, specify your affiliated team and select Complete.

The screenshot shows a web page titled "VOLUNTEER APPLICATION" for the "FIRST Tech Challenge (Suggested ages 12-18)". It is "STEP 2 OF 3". The page is for "Team Affiliation" and asks the user to "Enter all teams you are associated with in this program. We need this information in order to keep events properly staffed. If you have no affiliations, please select the COMPLETE button to continue." There is a text input field labeled "Enter Team Number" with an "ADD" button next to it. At the bottom of the form area, there are two buttons: "GO BACK" and "COMPLETE". The footer contains copyright information "© 2024 FIRST" and links for "About", "Contact", "FIRST Store", "Donate", "Privacy & Legal", and "Site Map".

11. Be sure to fill out the volunteer youth protection program screening as well.

12. You are now registered as a volunteer for the event. Thanks!